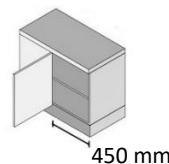
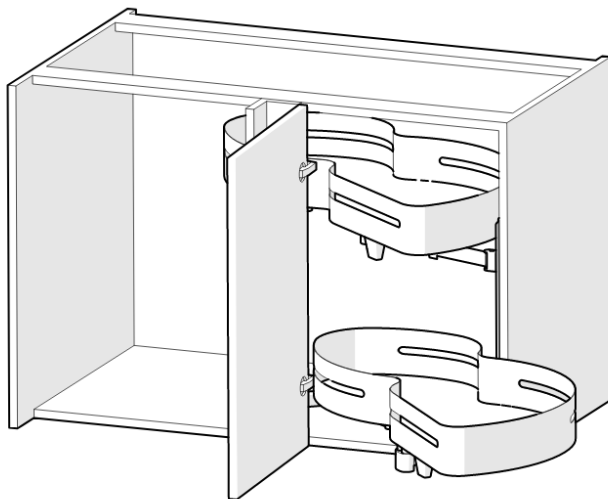





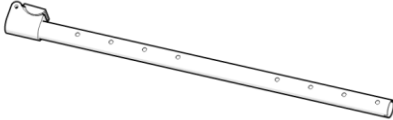
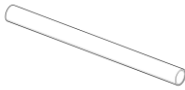
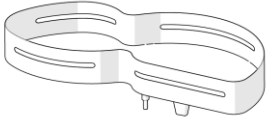








Assembly Instructions

Q662DA



30 kg
(15kg x 2)

Lista delle parti | Parts list

<p>A: 2 pcs</p> 	<p>B: 1 pc</p> 	<p>C: 1 pc</p> 	<p>D: 1 pc</p> 		
<p>E: 1 pc</p> 	<p>F: 2 pcs</p> 		<p>G: 2 pcs</p> 	<p>H: 5 pcs</p> 	
<p>I: 2 pcs</p> 	<p>J: 2 pcs</p> 	<p>K: 2 pcs</p> 	<p>L: 8 pcs</p> 	<p>M: 2 pcs</p> 	<p>N: 1 pc</p> 
<p>O: 1 pc</p> 